

Paneltwistec AG



Higher corrosion resistance than conventional galvanisation



Corrosion protection

blue+ is an innovative coating system with greater corrosion resistance than conventional electrogalvanised surfaces.

In the **blue+** system, a sealant is applied to a galvanised surface and reacts with it. In this way, any weak points in the galvanisation are safely sealed and protected. The coating is free of chromium(VI) oxide, which is classified among other things as being hazardous to the environment.

Surfaces treated with **blue+** have excellent resistance to mechanical stress.



Advantages **blue+** coating

- Greater corrosion resistance than conventional galvanisation
- Can be used in usage classes 1 and 2
- Free of chromium(VI) oxide
- Resistant to mechanical stress

AG screw tip

The special geometry of the AG screw tip considerably reduces the screwing torque, so the screw is easier to tighten. This delivers a reduced splitting effect during screwing compared to conventional screw tips.




Advantages AG screw tip

- Faster and easier screwing
- Reduced splitting effect
- With building-authority approval




Paneltwistec AG blue+

countersunk-head screw



Paneltwistec AG blue+

countersunk-head screw




Art. no.	Dimensions (mm)	Drive	PU	Box contents n x PU
945436	3,5 x 30	TX15 ●	1000	19 x 1000
945838	3,5 x 35	TX15 ●	1000	19 x 1000
945437	3,5 x 40	TX15 ●	1000	18 x 1000
945490	3,5 x 50	TX15 ●	500	18 x 500
945491	4,0 x 30	TX20 ●	1000	18 x 1000
945836	4,0 x 35	TX20 ●	1000	18 x 1000
945492	4,0 x 40	TX20 ●	1000	12 x 1000
945493	4,0 x 45	TX20 ●	500	18 x 500
945494	4,0 x 50	TX20 ●	500	18 x 500
945495	4,0 x 60	TX20 ●	200	24 x 200
945496	4,0 x 70	TX20 ●	200	24 x 200
945497	4,0 x 80	TX20 ●	200	19 x 200
945498	4,5 x 40	TX25 ●	500	24 x 500
945588	4,5 x 45	TX25 ●	500	24 x 500
945499	4,5 x 50	TX25 ●	500	18 x 500
945567	4,5 x 60	TX25 ●	200	19 x 200
945568	4,5 x 70	TX25 ●	200	19 x 200
945569	4,5 x 80	TX25 ●	200	19 x 200
945574	5,0 x 40	TX25 ●	200	24 x 200
945837	5,0 x 45	TX25 ●	200	24 x 200
945575	5,0 x 50	TX25 ●	200	24 x 200
945576	5,0 x 60	TX25 ●	200	19 x 200
945577	5,0 x 70	TX25 ●	200	18 x 200
945578	5,0 x 80	TX25 ●	200	18 x 200
945579	5,0 x 90	TX25 ●	200	18 x 200
945580	5,0 x 100	TX25 ●	200	18 x 200
945581	5,0 x 120	TX25 ●	200	18 x 200
945583	6,0 x 60	TX30 ●	200	18 x 200
945584	6,0 x 70	TX30 ●	200	18 x 200
945632	6,0 x 80	TX30 ●	200	18 x 200
945633	6,0 x 90	TX30 ●	100	24 x 100
945634	6,0 x 100	TX30 ●	100	19 x 100
945636	6,0 x 120	TX30 ●	100	18 x 100
945637	6,0 x 130	TX30 ●	100	18 x 100
945638	6,0 x 140	TX30 ●	100	18 x 100
945640	6,0 x 160	TX30 ●	100	12 x 100
945641	6,0 x 180	TX30 ●	100	12 x 100
945642	6,0 x 200	TX30 ●	100	12 x 100
945643	6,0 x 220	TX30 ●	100	12 x 100
945644	6,0 x 240	TX30 ●	100	12 x 100
945645	6,0 x 260	TX30 ●	100	12 x 100
945646	6,0 x 280	TX30 ●	100	12 x 100
945647	6,0 x 300	TX30 ●	100	12 x 100

Art. no.	Dimensions (mm)	Drive	PU	Box contents n x PU
945648	8,0 x 80	TX40 ●	50	311 x 50
945649	8,0 x 100	TX40 ●	50	311 x 50
945650	8,0 x 120	TX40 ●	50	311 x 50
945651	8,0 x 140	TX40 ●	50	311 x 50
945652	8,0 x 160	TX40 ●	50	240 x 50
945654	8,0 x 180	TX40 ●	50	240 x 50
945655	8,0 x 200	TX40 ●	50	240 x 50
945656	8,0 x 220	TX40 ●	50	196 x 50
945657	8,0 x 240	TX40 ●	50	196 x 50
945658	8,0 x 260	TX40 ●	50	155 x 50
945659	8,0 x 280	TX40 ●	50	155 x 50
945678	8,0 x 300	TX40 ●	50	155 x 50
945679	8,0 x 320	TX40 ●	50	144 x 50
945680	8,0 x 340	TX40 ●	50	144 x 50
945681	8,0 x 360	TX40 ●	50	120 x 50
945682	8,0 x 380	TX40 ●	50	120 x 50
945683	8,0 x 400	TX40 ●	50	120 x 50
945684	8,0 x 420	TX40 ●	25	120 x 25
945685	8,0 x 440	TX40 ●	25	120 x 25
945686	8,0 x 460	TX40 ●	25	120 x 25
945876	8,0 x 480	TX40 ●	25	120 x 25
945877	8,0 x 500	TX40 ●	25	120 x 25
945879	8,0 x 550	TX40 ●	25	120 x 25
945880	8,0 x 600	TX40 ●	25	120 x 25
945687	10,0 x 100	TX40 ●	50	216 x 50
945688	10,0 x 120	TX40 ●	50	216 x 50
945689	10,0 x 140	TX40 ●	50	216 x 50
945690	10,0 x 160	TX40 ●	50	168 x 50
945691	10,0 x 180	TX40 ●	50	168 x 50
945692	10,0 x 200	TX40 ●	50	144 x 50
945693	10,0 x 220	TX40 ●	50	144 x 50
945694	10,0 x 240	TX40 ●	50	111 x 50
945695	10,0 x 260	TX40 ●	50	111 x 50
945696	10,0 x 280	TX40 ●	50	111 x 50
945697	10,0 x 300	TX40 ●	50	111 x 50
945698	10,0 x 320	TX40 ●	50	84 x 50
945699	10,0 x 340	TX40 ●	50	84 x 50
945703	10,0 x 360	TX40 ●	50	84 x 50
945709	10,0 x 380	TX40 ●	50	84 x 50
945711	10,0 x 400	TX40 ●	50	84 x 50

• Also suitable for fastening over-rafter insulation

Paneltwistec AG *blue+*


flanged button-head screw



Art. no.	Dimensions (mm)	Drive	PU	Box contents n x PU
946158	4,0 x 40	TX20 ●	500	576 x 500
946159	4,0 x 50	TX20 ●	500	432 x 500
946160	4,0 x 60	TX20 ●	500	288 x 500
946161	4,5 x 50	TX20 ●	200	576 x 200
946162	4,5 x 60	TX20 ●	200	456 x 200
946163	4,5 x 70	TX20 ●	200	456 x 200
946037	5,0 x 50	TX25 ●	200	576 x 200
946038	5,0 x 60	TX25 ●	200	456 x 200
946039	5,0 x 70	TX25 ●	200	432 x 200
946040	5,0 x 80	TX25 ●	200	432 x 200
946042	5,0 x 100	TX25 ●	200	288 x 200
946044	5,0 x 120	TX30 ●	200	288 x 200
945947	6,0 x 30	TX30 ●	100	504 x 100
945948	6,0 x 40	TX30 ●	100	504 x 100
945712	6,0 x 50	TX30 ●	100	504 x 100
945713	6,0 x 60	TX30 ●	100	504 x 100
945716	6,0 x 70	TX30 ●	100	216 x 100
945717	6,0 x 80	TX30 ●	100	216 x 100
945718	6,0 x 90	TX30 ●	100	216 x 100
945719	6,0 x 100	TX30 ●	100	216 x 100
945720	6,0 x 110	TX30 ●	100	216 x 100
945721	6,0 x 120	TX30 ●	100	216 x 100
945722	6,0 x 130	TX30 ●	100	216 x 100
945723	6,0 x 140	TX30 ●	100	216 x 100
945724	6,0 x 150	TX30 ●	100	168 x 100
945725	6,0 x 160	TX30 ●	100	168 x 100
945726	6,0 x 180	TX30 ●	100	168 x 100
945727	6,0 x 200	TX30 ●	100	144 x 100
945728	6,0 x 220	TX30 ●	100	144 x 100
945729	6,0 x 240	TX30 ●	100	144 x 100
945730	6,0 x 260	TX30 ●	100	111 x 100
945731	6,0 x 280	TX30 ●	100	111 x 100
945732	6,0 x 300	TX30 ●	100	111 x 100

- The larger head diameter allows for considerably higher torque and head pull-through capacity
- This makes for better use of the screw's tensile load-bearing strength



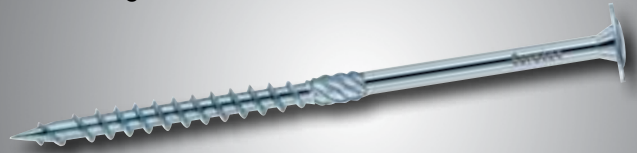


Fastening over-rafter insulation



Paneltwistec AG *blue+*

flanged button-head screw



Art. no.	Dimensions (mm)	Drive	PU	Box contents n x PU
945733	8,0 x 80	TX40 ●	50	216 x 50
945734	8,0 x 100	TX40 ●	50	216 x 50
945735	8,0 x 120	TX40 ●	50	216 x 50
945736	8,0 x 140	TX40 ●	50	216 x 50
945737	8,0 x 160	TX40 ●	50	168 x 50
945738	8,0 x 180	TX40 ●	50	168 x 50
945739	8,0 x 200	TX40 ●	50	144 x 50
945740	8,0 x 220	TX40 ●	50	144 x 50
945741	8,0 x 240	TX40 ●	50	111 x 50
945742	8,0 x 260	TX40 ●	50	111 x 50
945743	8,0 x 280	TX40 ●	50	111 x 50
945744	8,0 x 300	TX40 ●	50	84 x 50
945745	8,0 x 320	TX40 ●	50	84 x 50
945746	8,0 x 340	TX40 ●	50	84 x 50
945747	8,0 x 360	TX40 ●	50	84 x 50
945748	8,0 x 380	TX40 ●	50	84 x 50
945749	8,0 x 400	TX40 ●	50	84 x 50
946150	8,0 x 420	TX40 ●	25	-
946151	8,0 x 440	TX40 ●	25	-
946152	8,0 x 460	TX40 ●	25	-
946153	8,0 x 480	TX40 ●	25	-
946154	8,0 x 500	TX40 ●	25	-
946155	8,0 x 550	TX40 ●	25	-
946156	8,0 x 600	TX40 ●	25	-
945750	10,0 x 80	TX40 ●	50	216 x 50
945751	10,0 x 100	TX40 ●	50	168 x 50
945752	10,0 x 120	TX40 ●	50	168 x 50
945753	10,0 x 140	TX40 ●	50	144 x 50
945754	10,0 x 160	TX40 ●	50	144 x 50
945755	10,0 x 180	TX40 ●	50	144 x 50
945756	10,0 x 200	TX40 ●	50	111 x 50
945757	10,0 x 220	TX40 ●	50	111 x 50
945758	10,0 x 240	TX40 ●	50	111 x 50
945759	10,0 x 260	TX40 ●	50	84 x 50
945760	10,0 x 280	TX40 ●	50	84 x 50
945761	10,0 x 300	TX40 ●	50	84 x 50
945762	10,0 x 320	TX40 ●	50	84 x 50
945763	10,0 x 340	TX40 ●	50	84 x 50
945764	10,0 x 360	TX40 ●	25	84 x 25
945765	10,0 x 380	TX40 ●	25	84 x 25
945766	10,0 x 400	TX40 ●	25	84 x 25


- Also suitable for fastening over-rafter insulation
- The larger head diameter allows for considerably higher torque and head pull-through capacity
- This makes for better use of the screw's tensile load-bearing strength

Paneltwistec, Washer

yellow/blue galvanised

Paneltwistec

countersunk-head screw, blue galvanised



Art. no.	Dimensions (mm)	Drive	PU	Box contents n x PU
b903045	3,5 x 30	TX15 ●	1000	19 x 1000
b903001	3,5 x 40	TX15 ●	1000	18 x 1000
b903002	3,5 x 50	TX15 ●	500	18 x 500
b903003	4,0 x 30	TX20 ●	1000	18 x 1000
b903603	4,0 x 35	TX20 ●	1000	18 x 1000
b903004	4,0 x 40	TX20 ●	1000	12 x 1000
b902089	4,0 x 45	TX20 ●	500	18 x 500
b903005	4,0 x 50	TX20 ●	500	18 x 500
b903006	4,0 x 60	TX20 ●	200	24 x 200
b903007	4,0 x 70	TX20 ●	200	24 x 200
b903008	4,0 x 80	TX20 ●	200	19 x 200
b903009	4,5 x 40	TX25 ●	500	24 x 500
b903087	4,5 x 45	TX25 ●	500	24 x 500
b903010	4,5 x 50	TX25 ●	500	18 x 500
b903011	4,5 x 60	TX25 ●	200	19 x 200
b903012	4,5 x 70	TX25 ●	200	19 x 200
b903013	4,5 x 80	TX25 ●	200	19 x 200
b903014	5,0 x 40	TX25 ●	200	24 x 200
b903015	5,0 x 50	TX25 ●	200	24 x 200
b903016	5,0 x 60	TX25 ●	200	19 x 200
b903017	5,0 x 70	TX25 ●	200	18 x 200
b903018	5,0 x 80	TX25 ●	200	18 x 200
b903578	5,0 x 90	TX25 ●	200	18 x 200
b903019	5,0 x 100	TX25 ●	200	18 x 200
b903020	5,0 x 120	TX25 ●	200	18 x 200
b903021	6,0 x 60	TX30 ●	200	18 x 200
b903022	6,0 x 70	TX30 ●	200	18 x 200
b903023	6,0 x 80	TX30 ●	200	18 x 200
b903163	6,0 x 90	TX30 ●	100	24 x 100
b903024	6,0 x 100	TX30 ●	100	19 x 100
b903025	6,0 x 120	TX30 ●	100	18 x 100
b903027	6,0 x 140	TX30 ●	100	18 x 100
b903030	6,0 x 150	TX30 ●	100	18 x 100
b903029	6,0 x 160	TX30 ●	100	18 x 100
b903031	6,0 x 180	TX30 ●	100	12 x 100
b903032	6,0 x 200	TX30 ●	100	12 x 100
b903033	6,0 x 220	TX30 ●	100	12 x 100
b903034	6,0 x 240	TX30 ●	100	12 x 100
b903035	6,0 x 260	TX30 ●	100	12 x 100
b903036	6,0 x 280	TX30 ●	100	12 x 100
b903037	6,0 x 300	TX30 ●	100	12 x 100



Paneltwistec

countersunk-head screw, yellow galvanised



Paneltwistec

countersunk-head screw, yellow galvanised



Art. no.	Dimensions (mm)	Drive	PU	Box contents n x PU
903000	3,5 x 30	TX20 ●	1000	19 x 1000
903044	3,5 x 35	TX20 ●	1000	18 x 1000
903001	3,5 x 40	TX20 ●	1000	18 x 1000
903002	3,5 x 50	TX20 ●	500	18 x 500
903003	4,0 x 30	TX20 ●	1000	18 x 1000
903603	4,0 x 35	TX20 ●	1000	18 x 1000
903004	4,0 x 40	TX20 ●	1000	12 x 1000
902089	4,0 x 45	TX20 ●	500	18 x 500
903005	4,0 x 50	TX20 ●	500	18 x 500
903006	4,0 x 60	TX20 ●	200	24 x 200
903007	4,0 x 70	TX20 ●	200	24 x 200
903008	4,0 x 80	TX20 ●	200	19 x 200
903046	4,5 x 35	TX20 ●	500	24 x 500
903009	4,5 x 40	TX20 ●	500	24 x 500
903087	4,5 x 45	TX20 ●	500	24 x 500
903010	4,5 x 50	TX20 ●	500	18 x 500
903011	4,5 x 60	TX20 ●	200	19 x 200
903012	4,5 x 70	TX20 ●	200	19 x 200
903013	4,5 x 80	TX20 ●	200	19 x 200
903014	5,0 x 40	TX20 ●	200	24 x 200
903015	5,0 x 50	TX20 ●	200	24 x 200
903016	5,0 x 60	TX20 ●	200	19 x 200
903017	5,0 x 70	TX20 ●	200	18 x 200
903018	5,0 x 80	TX20 ●	200	18 x 200
903578	5,0 x 90	TX20 ●	200	18 x 200
903019	5,0 x 100	TX20 ●	200	18 x 200
903020	5,0 x 120	TX20 ●	200	18 x 200
903021	6,0 x 60	TX30 ●	200	18 x 200
903022	6,0 x 70	TX30 ●	200	18 x 200
903023	6,0 x 80	TX30 ●	200	18 x 200
903163	6,0 x 90	TX30 ●	100	24 x 100
903024	6,0 x 100	TX30 ●	100	19 x 100
903025	6,0 x 120	TX30 ●	100	18 x 100
903026	6,0 x 130	TX30 ●	100	18 x 100
903027	6,0 x 140	TX30 ●	100	18 x 100
903028	6,0 x 150	TX30 ●	100	12 x 100
903029	6,0 x 160	TX30 ●	100	12 x 100
903031	6,0 x 180	TX30 ●	100	12 x 100
903032	6,0 x 200	TX30 ●	100	12 x 100
903033	6,0 x 220	TX30 ●	100	12 x 100
903034	6,0 x 240	TX30 ●	100	12 x 100
903035	6,0 x 260	TX30 ●	100	12 x 100
903036	6,0 x 280	TX30 ●	100	12 x 100
903037	6,0 x 300	TX30 ●	100	12 x 100

Art. no.	Dimensions (mm)	Drive	PU	Box contents n x PU
903550	8,0 x 80	TX40 ●	50	311 x 50
903551	8,0 x 100	TX40 ●	50	311 x 50
902920	8,0 x 120	TX40 ●	50	311 x 50
902919	8,0 x 140	TX40 ●	50	311 x 50
902921	8,0 x 160	TX40 ●	50	240 x 50
902922	8,0 x 180	TX40 ●	50	240 x 50
902923	8,0 x 200	TX40 ●	50	240 x 50
902924	8,0 x 220	TX40 ●	50	196 x 50
902925	8,0 x 240	TX40 ●	50	196 x 50
902926	8,0 x 260	TX40 ●	50	155 x 50
902927	8,0 x 280	TX40 ●	50	155 x 50
902928	8,0 x 300	TX40 ●	50	155 x 50
902929	8,0 x 320	TX40 ●	50	144 x 50
902930	8,0 x 340	TX40 ●	50	144 x 50
902931	8,0 x 360	TX40 ●	50	120 x 50
902932	8,0 x 380	TX40 ●	50	120 x 50
903030	8,0 x 400	TX40 ●	50	120 x 50
903513	10,0 x 100	TX40 ●	50	216 x 50
903491	10,0 x 120	TX40 ●	50	216 x 50
903492	10,0 x 140	TX40 ●	50	216 x 50
903493	10,0 x 160	TX40 ●	50	168 x 50
903494	10,0 x 180	TX40 ●	50	168 x 50
903495	10,0 x 200	TX40 ●	50	144 x 50
903496	10,0 x 220	TX40 ●	50	144 x 50
903497	10,0 x 240	TX40 ●	50	111 x 50
903498	10,0 x 260	TX40 ●	50	111 x 50
903499	10,0 x 280	TX40 ●	50	111 x 50
903500	10,0 x 300	TX40 ●	50	111 x 50
903501	10,0 x 320	TX40 ●	50	84 x 50
903502	10,0 x 340	TX40 ●	50	84 x 50
903503	10,0 x 360	TX40 ●	50	84 x 50
903504	10,0 x 380	TX40 ●	50	84 x 50
903505	10,0 x 400	TX40 ●	50	84 x 50
904486	12,0 x 120	TX50	25	-
904488	12,0 x 160	TX50	25	-
904461	12,0 x 200	TX50	25	-
904463	12,0 x 240	TX50	25	-
904465	12,0 x 280	TK50	25	-
904489	12,0 x 320	TX50	25	-
904490	12,0 x 360	TX50	25	-
904491	12,0 x 400	TX50	25	-
904492	12,0 x 500	TX50	25	-
904493	12,0 x 600	TX50	25	-

• Also suitable for fastening over-rafter insulation

Paneltwistec

flanged button-head screw, yellow galvanised



Art. no.	Dimensions (mm)	Drive	PU	Box contents n x PU
g903204	8,0 x 80	TX40 ●	50	216 x 50
g903205	8,0 x 100	TX40 ●	50	216 x 50
g903466	8,0 x 120	TX40 ●	50	216 x 50
g903467	8,0 x 140	TX40 ●	50	216 x 50
g903468	8,0 x 160	TX40 ●	50	168 x 50
g903469	8,0 x 180	TX40 ●	50	168 x 50
g903470	8,0 x 200	TX40 ●	50	144 x 50
g903471	8,0 x 220	TX40 ●	50	144 x 50
g903472	8,0 x 240	TX40 ●	50	111 x 50
g903473	8,0 x 260	TX40 ●	50	111 x 50
g903474	8,0 x 280	TX40 ●	50	111 x 50
g903475	8,0 x 300	TX40 ●	50	84 x 50
g903476	8,0 x 320	TX40 ●	50	84 x 50
g903477	8,0 x 340	TX40 ●	50	84 x 50
g903478	8,0 x 360	TX40 ●	50	84 x 50
g904625	8,0 x 380	TX40 ●	50	84 x 50
g904626	8,0 x 400	TX40 ●	50	84 x 50

- Also suitable for fastening over-rafter insulation
- The larger head diameter allows for considerably higher torque and head pull-through capacity
- This makes for better use of the screw's tensile load-bearing strength

Washer

yellow/blue galvanised steel



Art. no. (blue)	Screw diameter	PU
900098	Ø 6,0	50
900099	Ø 8,0	50
b901032	Ø 10,0	50

Art. no. (yellow)	Screw diameter	PU
900095	Ø 5,0	50
900096	Ø 6,0	50
900097	Ø 8,0	50
901032	Ø 10,0	50

Paneltwistec 1000

Corrosion-resistant up to 1000 h in salt spray test

Paneltwistec 1000

countersunk-head screw, Special coated steel



Art. no.	Dimensions (mm)	Drive	PU	Box contents n x PU
r945035	3,0 x 16	TX10 ●	1000	24 x 1000
r903038	3,0 x 20	TX10 ●	1000	24 x 1000
r903039	3,0 x 25	TX10 ●	1000	24 x 1000
r903040	3,0 x 30	TX10 ●	1000	24 x 1000
r903041	3,0 x 35	TX10 ●	1000	19 x 1000
r903042	3,0 x 40	TX10 ●	1000	18 x 1000
r945036	3,5 x 12	TX20 ●	1000	24 x 1000
r945037	3,5 x 16	TX20 ●	1000	24 x 1000
r903043	3,5 x 20	TX20 ●	1000	24 x 1000
r903044	3,5 x 25	TX20 ●	1000	24 x 1000
r903045	3,5 x 30	TX20 ●	1000	19 x 1000
r903046	3,5 x 35	TX20 ●	1000	18 x 1000
r903047	3,5 x 40	TX20 ●	1000	18 x 1000
r903048	3,5 x 50	TX20 ●	500	18 x 500
r945038	4,0 x 16	TX20 ●	1000	24 x 1000
r903001	4,0 x 20	TX20 ●	1000	24 x 1000
r903002	4,0 x 25	TX20 ●	1000	24 x 1000
r903003	4,0 x 30	TX20 ●	1000	18 x 1000
r903049	4,0 x 35	TX20 ●	1000	18 x 1000
r903004	4,0 x 40	TX20 ●	500	18 x 500
r902089	4,0 x 45	TX20 ●	500	18 x 500
r903005	4,0 x 50	TX20 ●	500	18 x 500
r903006	4,0 x 60	TX20 ●	200	24 x 200
r903007	4,0 x 70	TX20 ●	200	24 x 200
r903008	4,0 x 80	TX20 ●	200	19 x 200
r945039	4,5 x 16	TX20 ●	1000	24 x 1000
r903050	4,5 x 25	TX20 ●	500	24 x 500
r903051	4,5 x 30	TX20 ●	500	24 x 500
r903052	4,5 x 35	TX20 ●	500	24 x 500
r903009	4,5 x 40	TX20 ●	500	24 x 500
r903010	4,5 x 50	TX20 ●	500	18 x 500
r903011	4,5 x 60	TX20 ●	200	19 x 200
r903012	4,5 x 70	TX20 ●	200	19 x 200
r903013	4,5 x 80	TX20 ●	200	19 x 200
r903468	4,5 x 90	TX20 ●	200	18 x 200
r903063	4,5 x 100	TX20 ●	200	18 x 200

PLEASE NOTE: Screws with Ø = 3,0 mm are not regulated according to an ETA or building-authority approval.

Paneltwistec 1000

countersunk-head screw, Special coated steel



Paneltwistec 1000

flanged button-head screw, special coated steel



Art. no.	Dimensions (mm)	Drive	PU	Box contents n x PU
r903053	5,0 x 25	TX20 ●	500	24 x 500
r903054	5,0 x 30	TX20 ●	500	24 x 500
r903055	5,0 x 35	TX20 ●	500	19 x 500
r903014	5,0 x 40	TX20 ●	200	24 x 200
r903579	5,0 x 45	TX20 ●	200	24 x 200
r903015	5,0 x 50	TX20 ●	200	24 x 200
r903016	5,0 x 60	TX20 ●	200	24 x 200
r903017	5,0 x 70	TX20 ●	200	19 x 200
r903018	5,0 x 80	TX20 ●	200	18 x 200
r903578	5,0 x 90	TX20 ●	200	18 x 200
r903019	5,0 x 100	TX20 ●	200	18 x 200
r903020	5,0 x 120	TX20 ●	200	18 x 200
r903581	6,0 x 40	TX30 ●	200	18 x 200
r903582	6,0 x 50	TX30 ●	200	18 x 200
r903021	6,0 x 60	TX30 ●	200	18 x 200
r903022	6,0 x 70	TX30 ●	200	18 x 200
r903023	6,0 x 80	TX30 ●	200	18 x 200
r903163	6,0 x 90	TX30 ●	100	24 x 100
r903024	6,0 x 100	TX30 ●	100	19 x 100
r903025	6,0 x 120	TX30 ●	100	18 x 100
r903026	6,0 x 130	TX30 ●	100	18 x 100
r903027	6,0 x 140	TX30 ●	100	18 x 100
r903029	6,0 x 160	TX30 ●	100	18 x 100
r903031	6,0 x 180	TX30 ●	100	12 x 100
r903032	6,0 x 200	TX30 ●	100	12 x 100
r903033	6,0 x 220	TX30 ●	100	12 x 100
r903034	6,0 x 240	TX30 ●	100	12 x 100
r903035	6,0 x 260	TX30 ●	100	12 x 100
r903036	6,0 x 280	TX30 ●	100	12 x 100
r903037	6,0 x 300	TX30 ●	100	12 x 100

Art. no.	Dimensions (mm)	Drive	PU	Box contents n x PU
r901357	6,0 x 100	TX30 ●	100	216 x 100
r901359	6,0 x 120	TX30 ●	100	216 x 100
r901361	6,0 x 140	TX30 ●	100	216 x 100
r901364	6,0 x 180	TX30 ●	100	168 x 100
r901365	6,0 x 200	TX30 ●	100	144 x 100
r903060	8,0 x 80	TX40 ●	50	216 x 50
r903062	8,0 x 100	TX40 ●	50	216 x 50
r903064	8,0 x 120	TX40 ●	50	216 x 50
r903066	8,0 x 140	TX40 ●	50	216 x 50
r903067	8,0 x 160	TX40 ●	50	168 x 50
r903470	8,0 x 180	TX40 ●	50	168 x 50
r903069	8,0 x 200	TX40 ●	50	144 x 50
r903472	8,0 x 220	TX40 ●	50	144 x 50
r903071	8,0 x 240	TX40 ●	50	111 x 50
r903072	8,0 x 260	TX40 ●	50	111 x 50
r903073	8,0 x 280	TX40 ●	50	111 x 50
r903074	8,0 x 300	TX40 ●	50	84 x 50
r903475	8,0 x 360	TX40 ●	50	84 x 50
r903476	8,0 x 400	TX40 ●	50	84 x 50
r903077	10,0 x 60	TX40 ●	50	216 x 50
r903079	10,0 x 80	TX40 ●	50	216 x 50
r903081	10,0 x 100	TX40 ●	50	168 x 50
r903083	10,0 x 120	TX40 ●	50	168 x 50
r903085	10,0 x 160	TX40 ●	50	144 x 50
r903086	10,0 x 180	TX40 ●	50	144 x 50
r903087	10,0 x 200	TX40 ●	50	111 x 50
r903088	10,0 x 220	TX40 ●	50	111 x 50
r903089	10,0 x 240	TX40 ●	50	111 x 50

For the screws with a diameter of 8.0 and 10.0 mm:

- Also suitable for fastening over-rafter insulation
- The larger head diameter allows for considerably higher torque and head pull-through capacity
- This makes for better use of the screw's tensile load-bearing strength

Paneltwistec, Paneltwistec AG

hardened stainless steel

Paneltwistec

countersunk-head screw,
hardened stainless steel



Paneltwistec AG

flanged button-head screw,
hardened stainless steel

NEW
to our product range



Art. no.	Dimensions (mm)	Drive	PU	Box contents n x PU
904474	4,0 x 40	TX15 ●	500	24 x 500
904475	4,0 x 45	TX15 ●	500	18 x 500
904476	4,0 x 50	TX15 ●	500	18 x 500
904477	4,0 x 60	TX15 ●	500	12 x 500
904478	4,5 x 45	TX20 ●	200	24 x 200
904479	4,5 x 50	TX20 ●	200	24 x 200
904480	4,5 x 60	TX20 ●	200	19 x 200
904481	4,5 x 70	TX20 ●	200	19 x 200
100981	4,5 x 80	TX20 ●	200	19 x 200
904482	5,0 x 50	TX25 ●	200	24 x 200
904483	5,0 x 60	TX25 ●	200	18 x 200
904484	5,0 x 70	TX25 ●	200	19 x 200
904485	5,0 x 80	TX25 ●	200	18 x 200
904487	5,0 x 90	TX25 ●	100	24 x 100
904011	5,0 x 100	TX25 ●	100	24 x 100
904012	6,0 x 60	TX25 ●	100	24 x 100
904013	6,0 x 70	TX25 ●	100	24 x 100
904014	6,0 x 80	TX25 ●	100	24 x 100
904015	6,0 x 90	TX25 ●	100	24 x 100
904016	6,0 x 100	TX25 ●	100	24 x 100
904017	6,0 x 120	TX25 ●	100	19 x 100
904018	6,0 x 140	TX25 ●	100	19 x 100
904019	6,0 x 160	TX25 ●	100	18 x 100

Art. no.	Dimensions (mm)	Drive	PU	Box contents n x PU
975772	6,0 x 60	TX30 ●	100	504 x 100
975773	6,0 x 80	TX30 ●	100	216 x 100
975774	6,0 x 100	TX30 ●	100	216 x 100
975775	6,0 x 120	TX30 ●	100	216 x 100
975776	6,0 x 140	TX30 ●	100	216 x 100
975777	6,0 x 160	TX30 ●	100	168 x 100



Advantages AG screw tip

- Faster and easier screwing
- Reduced splitting effect
- With building-authority approval



Field of application for hardened stainless-steel screws:

- This steel combines the best properties of carbon steels and stainless steels. It is partially rust-resistant like an A2, but with the high mechanical values of a galvanised steel. Hardened stainless steel is not acid-resistant. It is therefore also not suitable for fastening woods that contain tannin (e.g. oak)
- Hardened stainless steel can be magnetised
- Stainless steel in accordance with DIN 10088
- The screw is suitable for use in timber-timber joints in outdoor installations and is used in garden, façade and balcony construction

Paneltwistec

flanged button-head screw,
hardened stainless steel



Art. no.	Dimensions (mm)	Drive	PU	Box contents n x PU
945868	4,0 x 30	TX20 ●	500	24 x 500

- for fastening slate roofs
- Head diameter Ø 10 mm



Paneltwistec

flanged button-head screw,
hardened stainless steel



Art. no.	Dimensions (mm)	Drive	PU	Box contents n x PU
----------	-----------------	-------	----	---------------------

945278	8,0 x 80	TX40 ●	50	216 x 50
945270	8,0 x 100	TX40 ●	50	216 x 50
945271	8,0 x 120	TX40 ●	50	216 x 50
945272	8,0 x 140	TX40 ●	50	216 x 50
945364	8,0 x 160	TX40 ●	50	168 x 50
945365	8,0 x 180	TX40 ●	50	168 x 50
945366	8,0 x 200	TX40 ●	50	144 x 50
945367	8,0 x 220	TX40 ●	50	144 x 50
945368	8,0 x 240	TX40 ●	50	111 x 50
945369	8,0 x 260	TX40 ●	50	111 x 50
945370	8,0 x 280	TX40 ●	50	111 x 50
945371	8,0 x 300	TX40 ●	50	84 x 50
945372	8,0 x 320	TX40 ●	50	84 x 50
945373	8,0 x 340	TX40 ●	50	84 x 50
945374	8,0 x 360	TX40 ●	50	84 x 50
945375	8,0 x 380	TX40 ●	50	84 x 50
945376	8,0 x 400	TX40 ●	50	84 x 50

- Also suitable for fastening over-rafter insulation
- The larger head diameter allows for considerably higher torque and head pull-through capacity
- This makes for better use of the screw's tensile load-bearing strength



Paneltwistec A4

countersunk-head and ornamental-head
rust- and acid-resistant

Paneltwistec A4

countersunk-head screw,
hardened stainless steel



Paneltwistec A4

ornamental-head,
hardened stainless steel



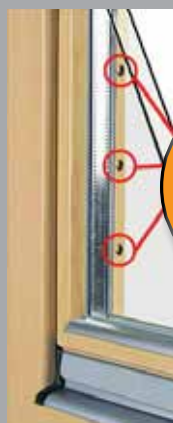
Art. no.	Dimensions (mm)	Drive	PU	Box contents n x PU
901476	4,0 x 25	TX20 ●	500	18 x 500
111442	4,0 x 35	TX20 ●	500	18 x 500
903202	4,0 x 40	TX20 ●	500	18 x 500
111443	4,0 x 45	TX20 ●	500	18 x 500
901109	4,0 x 55	TX20 ●	500	18 x 200
111444	4,0 x 60	TX20 ●	500	18 x 500
111445	4,0 x 70	TX20 ●	200	24 x 200
111446	4,0 x 80	TX20 ●	200	19 x 200
111447	4,5 x 45	TX20 ●	200	19 x 200
111448	4,5 x 60	TX25 ●	200	19 x 200
111449	4,5 x 70	TX25 ●	200	19 x 200
111450	4,5 x 80	TX25 ●	200	19 x 200
903990	5,0 x 40	TX25 ●	200	24 x 200
111451	5,0 x 50	TX25 ●	200	24 x 100
111452	5,0 x 60	TX25 ●	200	24 x 100
111453	5,0 x 70	TX25 ●	200	19 x 200
111454	5,0 x 80	TX25 ●	200	18 x 200
903580	5,0 x 100	TX25 ●	200	18 x 200
944923	6,0 x 50	TX25 ●	200	24 x 200
111459	6,0 x 60	TX25 ●	100	18 x 100
944885	6,0 x 70	TX25 ●	100	18 x 100
111460	6,0 x 80	TX25 ●	100	18 x 100
111458	6,0 x 100	TX25 ●	100	19 x 100
901478	6,0 x 120	TX25 ●	100	18 x 100

Art. no.	Dimensions (mm)	Drive	PU	Box contents n x PU
901479	3,2 x 25	TX10 ●	1000	12 x 1000
903038	3,2 x 30	TX10 ●	1000	12 x 1000
901480	3,2 x 35	TX10 ●	1000	12 x 1000
901481	3,2 x 40	TX10 ●	1000	12 x 1000
903104	3,2 x 50	TX10 ●	1000	12 x 1000



Field of application for A4 stainless-steel screws:

- This steel is a stainless steel in accordance with the general building authority approval Z-30.3-6. Resistant to rust and acid, it is also suitable for fastening tannin-containing woods (e.g. oak) and for use in saline atmospheres
- Not suitable for use in chlorine-containing atmospheres, e.g. in indoor swimming pools
- The screw is suitable for use in timber-timber joints in outdoor installations and is used in garden, façade and balcony construction



Hobotec screw

galvanised steel and hardened stainless steel

Hobotec screw

galvanised steel



Hobotec screw

hardened stainless steel



Art. no. (yellow)	Art. no. (blue)	Dimensions (mm)	Drive	PU	Box contents n x PU
110045	111494	4,0 x 30	TX15 ●	1000	19 x 1000
110046	111495	4,0 x 35	TX15 ●	1000	18 x 1000
110047	111496	4,0 x 40	TX15 ●	1000	12 x 1000
110044	111497	4,0 x 45	TX15 ●	500	18 x 500
110048	111498	4,0 x 50	TX15 ●	500	18 x 500
110049	111499	4,0 x 60	TX15 ●	200	24 x 200
110051	900818	4,5 x 30	TX20 ●	500	24 x 500
110050	111501	4,5 x 35	TX20 ●	500	24 x 500
110077	111502	4,5 x 40	TX20 ●	500	24 x 500
110052	111503	4,5 x 45	TX20 ●	500	24 x 500
110053	111504	4,5 x 50	TX20 ●	500	18 x 500
110054	111505	4,5 x 60	TX20 ●	200	19 x 200
110055	111506	4,5 x 70	TX20 ●	200	19 x 200
900877	111507	5,0 x 40	TX25 ●	200	24 x 200
110056	111508	5,0 x 50	TX25 ●	200	24 x 200
110057	111509	5,0 x 60	TX25 ●	200	19 x 200
110058	111510	5,0 x 70	TX25 ●	200	18 x 200
110059	111511	5,0 x 80	TX25 ●	200	18 x 200
110060	111512	5,0 x 90	TX25 ●	200	18 x 200
900462	903623	5,0 x 100	TX25 ●	200	18 x 200
110092	903117	6,0 x 80	TX25 ●	200	18 x 200
110093	903118	6,0 x 90	TX25 ●	100	24 x 100
110094	903119	6,0 x 100	TX25 ●	100	19 x 100
110096	903120	6,0 x 120	TX25 ●	100	18 x 100
110097	903121	6,0 x 140	TX25 ●	100	18 x 100
110098	903122	6,0 x 160	TX25 ●	100	12 x 100



Hobotec screws allow easy, fast and tidy fastening of timber-timber joints. These screws are especially suitable for applications with a higher risk of cracking and splitting. The new type of thread and innovative drill point ensure a clean fit and high extraction-resistance values.

Advantages:

- No pilot-drilling necessary
- No cracking or splitting in narrow edge areas
- No hammering of the screws thanks to Tec drive

Especially suitable for:

applications in the fields of model-making, staircase construction and façade construction and for carpentry, joinery and roofing work.

Art. no.	Dimensions (mm)	Drive	PU	Box contents n x PU
903323	4,0 x 30	TX15 ●	500	19 x 500
110299	4,0 x 40	TX15 ●	500	18 x 500
110300	4,0 x 45	TX15 ●	500	18 x 500
110301	4,0 x 50	TX15 ●	500	18 x 500
110302	4,0 x 60	TX15 ●	500	18 x 500
110319	4,5 x 40	TX20 ●	200	19 x 200
944839	4,5 x 45	TX20 ●	200	19 x 200
110303	4,5 x 50	TX20 ●	200	19 x 200
110304	4,5 x 60	TX20 ●	200	19 x 200
110305	4,5 x 70	TX20 ●	200	19 x 200
110306	4,5 x 80	TX20 ●	200	19 x 200
110307	5,0 x 50	TX25 ●	200	24 x 200
110308	5,0 x 60	TX25 ●	200	19 x 200
110309	5,0 x 70	TX25 ●	200	18 x 200
110310	5,0 x 80	TX25 ●	200	18 x 200
110311	5,0 x 90	TX25 ●	200	18 x 200
110312	5,0 x 100	TX25 ●	200	18 x 200
110313	6,0 x 80	TX25 ●	100	24 x 100
110314	6,0 x 90	TX25 ●	100	24 x 100
110315	6,0 x 100	TX25 ●	100	19 x 100
110316	6,0 x 120	TX25 ●	100	18 x 100
110317	6,0 x 140	TX25 ●	100	18 x 100
110318	6,0 x 160	TX25 ●	100	18 x 100

Field of application for hardened stainless-steel screws:

- This steel combines the best properties of carbon steels and stainless steels. It is partially rust-resistant like an A2, but with the high mechanical values of a galvanised steel. Hardened stainless steel is not acid-resistant. It is therefore also not suitable for fastening woods that contain tannin (e.g. oak)
- Hardened stainless steel can be magnetised
- Stainless steel in accordance with DIN 10088

EcoTec, ECO PT Angle-bracket screw, Fubofix

EcoTec

chipboard screw, blue galvanised



Art. no.	Dimensions (mm)	Drive	FT/PT	PU	Box contents n x PU
903714	3,0 x 13	TX 10	● FT	1000	24 x 1000
903715	3,0 x 15	TX 10	● FT	1000	24 x 1000
903716	3,0 x 20	TX 10	● FT	1000	24 x 1000
903717	3,0 x 25	TX 10	● FT	1000	24 x 1000
903718	3,0 x 30	TX 10	● FT	1000	24 x 1000
903719	3,0 x 35	TX 10	● FT	1000	19 x 1000
903720	3,0 x 40	TX 10	● PT	1000	18 x 1000
903721	3,0 x 45	TX 10	● PT	1000	18 x 1000
903722	3,5 x 12	TX 20	● FT	1000	24 x 1000
903723	3,5 x 15	TX 20	● FT	1000	24 x 1000
903724	3,5 x 20	TX 20	● FT	1000	24 x 1000
903725	3,5 x 25	TX 20	● FT	1000	24 x 1000
903726	3,5 x 30	TX 20	● FT	1000	19 x 1000
903727	3,5 x 35	TX 20	● PT	1000	18 x 1000
903728	3,5 x 40	TX 20	● PT	1000	18 x 1000
903729	3,5 x 45	TX 20	● PT	500	18 x 500
903730	3,5 x 50	TX 20	● PT	500	18 x 500
903731	4,0 x 15	TX 20	● FT	1000	24 x 1000
903732	4,0 x 20	TX 20	● FT	1000	24 x 1000
903733	4,0 x 25	TX 20	● FT	1000	24 x 1000
903734	4,0 x 30	TX 20	● FT	1000	18 x 1000
903735	4,0 x 35	TX 20	● FT	1000	18 x 1000
903736	4,0 x 40	TX 20	● PT	1000	18 x 500
903737	4,0 x 45	TX 20	● PT	500	18 x 500
903738	4,0 x 50	TX 20	● PT	500	18 x 500
903739	4,0 x 60	TX 20	● PT	200	24 x 200
903740	4,0 x 70	TX 20	● PT	200	24 x 200
903741	4,5 x 20	TX 20	● FT	500	24 x 500
903742	4,5 x 25	TX 20	● FT	500	24 x 500
903743	4,5 x 30	TX 20	● FT	500	24 x 500
903744	4,5 x 35	TX 20	● FT	500	24 x 500
903745	4,5 x 40	TX 20	● PT	500	24 x 500
903746	4,5 x 45	TX 20	● PT	500	24 x 500
903747	4,5 x 50	TX 20	● PT	500	18 x 500
903748	4,5 x 60	TX 20	● PT	200	19 x 200
903749	4,5 x 70	TX 20	● PT	200	19 x 200
903750	4,5 x 80	TX 20	● PT	200	19 x 200

EcoTec

chipboard screw, blue galvanised



Art. no.	Dimensions (mm)	Drive	FT/PT	PU	Box contents n x PU
903751	5,0 x 20	TX 20	● FT	500	24 x 500
903752	5,0 x 25	TX 20	● FT	500	24 x 500
903753	5,0 x 30	TX 20	● FT	500	24 x 500
903754	5,0 x 35	TX 20	● FT	500	19 x 500
903755	5,0 x 40	TX 20	● PT	200	24 x 200
903756	5,0 x 45	TX 20	● PT	200	24 x 200
903757	5,0 x 50	TX 20	● PT	200	24 x 200
903758	5,0 x 60	TX 20	● PT	200	19 x 200
903759	5,0 x 70	TX 20	● PT	200	18 x 200
903760	5,0 x 80	TX 20	● PT	200	18 x 200
903761	5,0 x 90	TX 20	● PT	200	18 x 200
903762	5,0 x 100	TX 20	● PT	200	18 x 200
903763	5,0 x 120	TX 20	● PT	200	18 x 200
903764	6,0 x 40	TX 30	● FT	200	18 x 200
903765	6,0 x 50	TX 30	● FT	200	18 x 200
903766	6,0 x 60	TX 30	● PT	200	18 x 200
903767	6,0 x 70	TX 30	● PT	200	18 x 200
903768	6,0 x 80	TX 30	● PT	200	18 x 200
903769	6,0 x 90	TX 30	● PT	100	24 x 100
903770	6,0 x 100	TX 30	● PT	100	19 x 100
903771	6,0 x 120	TX 30	● PT	100	18 x 100
903772	6,0 x 140	TX 30	● PT	100	18 x 100
904540	6,0 x 160	TX 30	● PT	100	18 x 100
904541	6,0 x 180	TX 30	● PT	100	12 x 100
904542	6,0 x 200	TX 30	● PT	100	12 x 100
904617	6,0 x 220	TX 30	● PT	100	12 x 100
904618	6,0 x 240	TX 30	● PT	100	12 x 100
904619	6,0 x 260	TX 30	● PT	100	12 x 100
904620	6,0 x 280	TX 30	● PT	100	12 x 100
904621	6,0 x 300	TX 30	● PT	100	12 x 100

- Suitable for indoor use; with countersunk-head screw, self-milling ribs, TX drive, both fully threaded and partially threaded (FT, PT)
- Only three TX sizes are required for the entire series

PLEASE NOTE: Screws with $\varnothing = 3.0$ mm are not regulated by an ETA

ECO PT

countersunk-head screw,
blue galvanised


NEW
to our product range



ECO PT

flanged button-head screw,
blue galvanised

NEW
to our product range



Art. no.	Dimensions (mm)	Drive	PU
954682	8,0 x 80	TX40 ●	50
954683	8,0 x 100	TX40 ●	50
954684	8,0 x 120	TX40 ●	50
954685	8,0 x 140	TX40 ●	50
954686	8,0 x 160	TX40 ●	50
954687	8,0 x 180	TX40 ●	50
954688	8,0 x 200	TX40 ●	50
954689	8,0 x 220	TX40 ●	50
954690	8,0 x 240	TX40 ●	50
954691	8,0 x 260	TX40 ●	50
954692	8,0 x 280	TX40 ●	50
954693	8,0 x 300	TX40 ●	50
954694	8,0 x 320	TX40 ●	50
954695	8,0 x 340	TX40 ●	50
954696	8,0 x 360	TX40 ●	50
954697	8,0 x 380	TX40 ●	50
954698	8,0 x 400	TX40 ●	50

• Wood construction screw with countersunk head, self-milling ribs, TX drive


Art. no.	Dimensions (mm)	Drive	PU
954699	8,0 x 80	TX40 ●	50
954700	8,0 x 100	TX40 ●	50
954701	8,0 x 120	TX40 ●	50
954702	8,0 x 140	TX40 ●	50
954703	8,0 x 160	TX40 ●	50
954704	8,0 x 180	TX40 ●	50
954705	8,0 x 200	TX40 ●	50
954706	8,0 x 220	TX40 ●	50
954707	8,0 x 240	TX40 ●	50
954708	8,0 x 260	TX40 ●	50
954709	8,0 x 280	TX40 ●	50
954710	8,0 x 300	TX40 ●	50
954711	8,0 x 320	TX40 ●	50
954712	8,0 x 340	TX40 ●	50
954713	8,0 x 360	TX40 ●	50
954714	8,0 x 380	TX40 ●	50
954715	8,0 x 400	TX40 ●	50

• Wood construction screw with flanged button head, self-milling ribs, TX drive



Angle-bracket screw

blue galvanised




Art. no.	Dimensions (mm)	Drive	PU
945343	5,0 x 25	TX20 ●	250
945232	5,0 x 35	TX20 ●	250
945241	5,0 x 40	TX20 ●	250
945233	5,0 x 50	TX20 ●	250
945344	5,0 x 60	TX20 ●	250
945345	5,0 x 70	TX20 ●	250





Fubofix


Chipboard screw, blue galvanised



Art. no.	Dimensions (mm)	Drive	PU
945244-2	4,2 x 25	TX20 ●	1000
945245-2	4,2 x 35	TX20 ●	1000
945246-2	4,2 x 45	TX20 ●	1000
945247-2	4,2 x 55	TX20 ●	500
945248-2	4,2 x 75	TX20 ●	500

Fubofix

Chipboard screw, blue galvanised steel with square tip




Art. no.	Dimensions (mm)	Drive	PU
945244-20	4,2 x 25	TX20 ●	1000
945245-20	4,2 x 35	TX20 ●	1000
945246-20	4,2 x 45	TX20 ●	1000
945247-20	4,2 x 55	TX20 ●	500
945248-20	4,2 x 75	TX20 ●	500

Spacer screw-/mini, Justitec, Pan-head TX

Spacer screw-/mini

Galvanised steel, waxed



Art. no.	Dimensions (mm)*	Drive	Adjustment range (mm)	PU
110099	6/10,0 x 60/20	TX25 ●	0 – 15	200
110100	6/10,0 x 70/20	TX25 ●	15 – 25	200
110101	6/10,0 x 80/20	TX25 ●	15 – 35	200
110102	6/10,0 x 90/20	TX25 ●	25 – 45	200
110103	6/10,0 x 100/20	TX25 ●	35 – 55	200
110104	6/10,0 x 120/20	TX25 ●	55 – 75	100
110105	6/10,0 x 135/20	TX25 ●	70 – 90	100
110106	6/10,0 x 150/20	TX25 ●	75 – 105	100
110107	6/10,0 x 180/20	TX25 ●	100 – 135	100
110108	6/10,0 x 200/20	TX25 ●	135 – 155	100
944865	6/10,0 x 100/45	TX25 ●	35 – 55	200
901521	6/10,0 x 110/45	TX25 ●	45 – 65	100
900648	6/10,0 x 120/45	TX25 ●	55 – 75	100
900650	6/10,0 x 135/45	TX25 ●	70 – 90	100
900649	6/10,0 x 150/45	TX25 ●	75 – 105	100
901028	6/10,0 x 180/45	TX25 ●	100 – 135	100
903107	7/11,5 x 120/45	TX30 ●	55 – 75	—
903109	7/11,5 x 135/45	TX30 ●	70 – 90	—
903108	7/11,5 x 150/45	TX30 ●	75 – 105	—
902911	7/11,5 x 180/45	TX30 ●	100 – 135	—
905639	7/11,5 x 200/45	TX30 ●	135 – 155	—
905640	7/11,5 x 220/45	TX30 ●	125 – 175	—

* Ø screw thread / Ø head thread x screw length / head thread length

Mini spacer screw

Art. no.	Dimensions (mm)*	Drive	Adjustment range (mm)	PU
110121	4,5/8 x 60	TX25 ●	0 – 15	—
110122	4,5/8 x 80	TX25 ●	15 – 35	—
110123	4,5/8 x 100	TX25 ●	35 – 55	—
110124	4,5/8 x 120	TX25 ●	55 – 75	—


* Ø screw thread / Ø head thread x screw length

Fields of application:



Spacer screws for stress-free installation of wooden windows, aluminium/plastic windows and doors, as well as for fastening timber frames in wall and ceiling panelling and for ridge- and hip-batten installation

Justitec

Galvanised steel, waxed




Art. no.	Dimensions (mm)	Drive	Adjustment range (mm)	PU
111804	6,0 x 60	TX 25 ●	0 - 10	200
111805	6,0 x 70	TX 25 ●	0 - 20	200
111806	6,0 x 80	TX 25 ●	0 - 30	200
111807	6,0 x 90	TX 25 ●	0 - 40	100
111808	6,0 x 100	TX 25 ●	0 - 50	100
111824	6,0 x 110	TX 25 ●	0 - 60	100
111809	6,0 x 120	TX 25 ●	0 - 70	100
905632	6,0 x 130	TX 25 ●	0 - 80	100
905633	6,0 x 145	TX 25 ●	0 - 95	100
905634	6,0 x 160	TX 25 ●	0 - 110	100



- No pilot-drilling necessary, infinitely adjustable
- No need to lay wedges underneath – work is carried out timber on timber


Pan-head TX

chipboard screw, blue galvanised



Pan-head TX 1000

chipboard screw, Special coated steel



Art. no.	Dimensions (mm)	Drive	PU
111158	3,0 x 20	TX10 ●	1000
111159	3,0 x 25	TX10 ●	1000
111160	3,0 x 30	TX10 ●	1000
904523	3,5 x 16	TX15 ●	1000
111164	3,5 x 20	TX15 ●	1000
111165	3,5 x 25	TX15 ●	1000
111166	3,5 x 30	TX15 ●	1000
111167	3,5 x 35	TX15 ●	1000
111168	3,5 x 40	TX15 ●	1000
944777	4,0 x 20	TX20 ●	500
900034	4,0 x 25	TX20 ●	500
900035	4,0 x 30	TX20 ●	500
944808	4,0 x 35	TX20 ●	500
900036	4,0 x 40	TX20 ●	500
944809	4,0 x 45	TX20 ●	500
900037	4,0 x 50	TX20 ●	500
111186	4,5 x 20	TX25 ●	500
111187	4,5 x 25	TX25 ●	500
111188	4,5 x 30	TX25 ●	500
111189	4,5 x 35	TX25 ●	500
111190	4,5 x 40	TX25 ●	500
111191	4,5 x 45	TX25 ●	500
111192	4,5 x 50	TX25 ●	500
111199	5,0 x 20	TX25 ●	500
111200	5,0 x 25	TX25 ●	500
111201	5,0 x 30	TX25 ●	500
111202	5,0 x 35	TX25 ●	500
111203	5,0 x 40	TX25 ●	200
111204	5,0 x 45	TX25 ●	200
111205	5,0 x 50	TX25 ●	200
111206	5,0 x 60	TX25 ●	200
111211	6,0 x 40	TX25 ●	200
111212	6,0 x 50	TX25 ●	200
111213	6,0 x 60	TX25 ●	200
111234	6,0 x 80	TX25 ●	200

Art. no.	Dimensions (mm)	Drive	PU
R903090	3,5 x 16	TX20 ●	1000
R903091	3,5 x 20	TX20 ●	1000
R903092	3,5 x 25	TX20 ●	1000
R903093	3,5 x 30	TX20 ●	1000
R903094	3,5 x 35	TX20 ●	1000
R903095	3,5 x 40	TX20 ●	1000
R903096	4,0 x 20	TX20 ●	1000
R903097	4,0 x 25	TX20 ●	1000
R903098	4,0 x 30	TX20 ●	1000
R903099	4,0 x 35	TX20 ●	1000
R903100	4,0 x 40	TX20 ●	500
R903101	4,0 x 50	TX20 ●	500
R903102	4,0 x 60	TX20 ●	200
R903103	4,5 x 20	TX20 ●	500
R903104	4,5 x 25	TX20 ●	500
R903105	4,5 x 30	TX20 ●	500
R903106	4,5 x 35	TX20 ●	500
R903107	4,5 x 40	TX20 ●	500
R903108	4,5 x 50	TX20 ●	200
R903109	4,5 x 60	TX20 ●	200
R903110	5,0 x 20	TX20 ●	500
R903111	5,0 x 25	TX20 ●	500
R903112	5,0 x 30	TX20 ●	500
R903113	5,0 x 40	TX20 ●	200
R903114	5,0 x 50	TX20 ●	200
R903115	5,0 x 60	TX20 ●	200
R903116	5,0 x 70	TX20 ●	200
R903117	5,0 x 80	TX20 ●	200
R903118	6,0 x 40	TX30 ●	200
R903119	6,0 x 50	TX30 ●	200
R903120	6,0 x 60	TX30 ●	200

- Fully threaded screws
- Pan-head
- Chipboard screw for outdoor use


- Fully threaded screws
- Pan-head
- Chipboard screw for indoor use

Screws in magazine

Holzher system


Paneltwistec

magazine, blue galvanised



Paneltwistec

magazine, hardened stainless steel



Art. no.	Dimensions (mm)	Drive	Pieces/belt	Coils/carton	Cartons/palette
905613	4,0 x 40	TX20 ●	167	12	90
905614	4,0 x 50	TX20 ●	167	12	90
905615	4,0 x 60	TX20 ●	167	10	70
905616	4,5 x 50	TX25 ●	125	10	70
905617	4,5 x 60	TX25 ●	125	10	70
905622	4,5 x 70	TX25 ●	125	5	100
905635	5,0 x 50	TX25 ●	125	10	90
905636	5,0 x 60	TX25 ●	125	10	70
905637	5,0 x 70	TX25 ●	125	5	100
905643	5,0 x 80	TX25 ●	125	5	100

Art. no.	Dimensions (mm)	Drive	Pieces/belt	Coils/carton	Cartons/palette
903605	4,5 x 50	TX25 ●	125	10	70
903606	4,5 x 60	TX25 ●	125	10	70
903609	5,0 x 70	TX25 ●	125	5	100
903608	5,0 x 80	TX25 ●	125	5	100



Field of application for hardened stainless-steel screws:

- This steel combines the best properties of carbon steels and stainless steels. It is partially rust-resistant like an A2 but with the high mechanical values of a galvanised steel. Hardened stainless steel is not acid-resistant. It is therefore also not suitable for fastening woods that contain tannin (e.g.: oak)
- Hardened stainless steel can be magnetised
- Stainless steel in accordance with DIN 10088
- The screw is suitable for use in timber-timber joints in outdoor installations and is used for gardens, façades and balconies

